

<b>Алматы</b> (7273)495-231	<b>Иваново</b> (4932)77-34-06	<b>Магнитогорск</b> (3519)55-03-13	<b>Пермь</b> (342)205-81-47	<b>Тверь</b> (4822)63-31-35
<b>Ангарск</b> (3955)60-70-56	<b>Ижевск</b> (3412)26-03-58	<b>Москва</b> (495)268-04-70	<b>Ростов-на-Дону</b> (863)308-18-15	<b>Тольятти</b> (8482)63-91-07
<b>Архангельск</b> (8182)63-90-72	<b>Иркутск</b> (395)279-98-46	<b>Мурманск</b> (8152)59-64-93	<b>Рязань</b> (4912)46-61-64	<b>Томск</b> (3822)98-41-53
<b>Астрахань</b> (8512)99-46-04	<b>Казань</b> (843)206-01-48	<b>Набережные Челны</b> (8552)20-53-41	<b>Самара</b> (846)206-03-16	<b>Тула</b> (4872)33-79-87
<b>Барнаул</b> (3852)73-04-60	<b>Калининград</b> (4012)72-03-81	<b>Нижний Новгород</b> (831)429-08-12	<b>Саранск</b> (8342)22-96-24	<b>Тюмень</b> (3452)66-21-18
<b>Белгород</b> (4722)40-23-64	<b>Калуга</b> (4842)92-23-67	<b>Новокузнецк</b> (3843)20-46-81	<b>Санкт-Петербург</b> (812)309-46-40	<b>Ульяновск</b> (8422)24-23-59
<b>Благовещенск</b> (4162)22-76-07	<b>Кемерово</b> (3842)65-04-62	<b>Ноябрьск</b> (3496)41-32-12	<b>Саратов</b> (845)249-38-78	<b>Улан-Удэ</b> (3012)59-97-51
<b>Брянск</b> (4832)59-03-52	<b>Киров</b> (8332)68-02-04	<b>Новосибирск</b> (383)227-86-73	<b>Севастополь</b> (8692)22-31-93	<b>Уфа</b> (347)229-48-12
<b>Владивосток</b> (423)249-28-31	<b>Коломна</b> (4966)23-41-49	<b>Омск</b> (3812)21-46-40	<b>Симферополь</b> (3652)67-13-56	<b>Хабаровск</b> (4212)92-98-04
<b>Владикавказ</b> (8672)28-90-48	<b>Кострома</b> (4942)77-07-48	<b>Орел</b> (4862)44-53-42	<b>Смоленск</b> (4812)29-41-54	<b>Чебоксары</b> (8352)28-53-07
<b>Владимир</b> (4922)49-43-18	<b>Краснодар</b> (861)203-40-90	<b>Оренбург</b> (3532)37-68-04	<b>Сочи</b> (862)225-72-31	<b>Челябинск</b> (351)202-03-61
<b>Волгоград</b> (844)278-03-48	<b>Красноярск</b> (391)204-63-61	<b>Пенза</b> (8412)22-31-16	<b>Ставрополь</b> (8652)20-65-13	<b>Череповец</b> (8202)49-02-64
<b>Вологда</b> (8172)26-41-59	<b>Курск</b> (4712)77-13-04	<b>Петрозаводск</b> (8142)55-98-37	<b>Сургут</b> (3462)77-98-35	<b>Чита</b> (3022)38-34-83
<b>Воронеж</b> (473)204-51-73	<b>Курган</b> (3522)50-90-47	<b>Псков</b> (8112)59-10-37	<b>Сыктывкар</b> (8212)25-95-17	<b>Якутск</b> (4112)23-90-97
<b>Екатеринбург</b> (343)384-55-89	<b>Липецк</b> (4742)52-20-81		<b>Тамбов</b> (4752)50-40-97	<b>Ярославль</b> (4852)69-52-93

Россия +7(495)268-04-70

Казахстан +7(7172)727-132

Киргизия +996(312)96-26-47

[www.karlkaps.nt-rt.ru](http://www.karlkaps.nt-rt.ru) | | [ksj@nt-rt.ru](mailto:ksj@nt-rt.ru)

## Технические характеристики на запасные части, аксессуары

### КОМПАНИИ **Karl Kaps**

**Виды товаров:** адаптеры, видеокамеры, фототубы, медицинские камеры, ручки, держатели, стерильные чехлы для ручек, крепления для дисплея, объективы, светильники, аппараты для обследований, колпачки асептические, галогенные лампочки, ролики, выключатели, наглазники, винты с накаткой для окуляра, кабели, широкоугольные окуляры, объективы и др.



## Product - Information



## Kaps - Vario Objective 200 - 400 mm

### Experience new Ergonomics at Workplace - with Kaps Vario Objective

The Kaps Vario Objective stands for ergonomics at workplace. The objective is simple to use and very comfortable. The optics allows you to move up and down the focal plane from 200 - 400 mm without changing lenses only by turning a knob.

The Vario optics design delivers extraordinary image quality, improved resolution and distortion free image with a high depth of focus. Precision „Made in Germany“ - this was the reason why Leica Camera manufactured the complete optics and coated it with one of the highest multi-layer antireflection coatings.

For all motorized operation microscope the vario objective is also available as a motorized version.

- Best ergonomics with all your treatments
- Premium apochromatic optics with multi coating
- Multi-layer antireflection coatings
- Stay focused quickly and easily, with a turn of the knob
- Focusing range  $f = 200-400$  mm

➔ Order no. 162-700-000 (manual version)

➔ Order no. 162-720-000 (motorized version)





## Product - Information

### Technical Data Vario Objective 200 - 400 mm

Binokular tube  $\phi$  -210° f=182 mm

Ocular WF 12,5 x

Zoom: 1:6

#### Zoom factors


Distance	0.3	0.63	1	1.6	2
----------	-----	------	---	-----	---

#### Magnification field of view mm

200	2.0	4.3	6.8	10.9	13.6
	71	37	22	15	12
250	1.8	3.7	5.9	9.5	11.8
	80	40	25	16	14
300	1.6	3.3	5.2	8.4	10.5
	92	46	28	18	16
350	1.4	3.0	4.7	7.5	9.4
	103	51	32	21	18
400	1.3	2.7	4.3	6.8	8.5
	125	58	36	23	20



## Product - Information



## Kaps TFT-display mount

### TFT-display mount for Kaps SOM 62 or mobile stand

With the Kaps TFT-display mount the user can be easily position the display for comfortable viewing or even move it out of the way when not in use.

- Ideal ergonomic comfort for the user
- Easy and simple mounting on SOM 62 or mobile stand
- Adjustable in height above the column, column length 400 mm
- Swing, tilt or turn the flat panel monitor for maximum efficiency
- VESA® Flat Display Mounting Interface (FDMI™) Standard compliant for easy monitor attachment (up to 22“)
- Including mounting-set and instruction

➔ order no 162-205-000



## Displays

### Neovo DR 22

This series is specially designed for dental settings. Its image optimization capability allows dentist to get across patient diagnosis and treatment data more effectively, and its appealing white exterior and NeoV™ Optical Glass attests to the **EN/IEC 60601-1-certified** display's excellence in form as well as in function.

- 22"-display
- LED-Backlit with a high 1920 x 1080 resolution
- NeoV™ Optical Glass & metal housing for excellent cleanability and protection
- AIP-Technology: PIP; integrated image-optimization
- Durable metal housing
- Inputs: Display Port, DVI, VGA, HDMI, S-Video, CVBS (BNC x 2)
- built-in speaker (2W x 2)
- Response time: 5 ms
- Illuminator mode for easy X-ray film viewing
- DC 24V medical-grade power adaptor allows longer distance connection
- Compliant with EN60601-1 and IEC60601-1 medical certification
- EU Energy Efficiency Classes: A

➡ order no 800-000-022



### Neovo X-22Ew

Featuring new adjustable gamma and black level settings to bring you the ideal images regardless of signal quality, the X-22Ew is a durable 22" display designed for professional and public environments.

- 22"-display
- LED-backlit technology with high 1920 x 1080 resolution
- NeoV™ Optical Glass
- AIP Technology: PIP and PBP functions; Noise Reduction
- Black Level alignment
- Versatile inputs: VGA, DVI, HDMI, DisplayPort, Audio-In
- built-in speakers (2W x 2)
- Durable metal housing

➡ order no 800-000-021





## Product - Information



## Kaps - beam splitter with endoscope adapter

for retrofitting any diagnosis-microscopes with a endoscope camera

Kaps beam splitter with endoscope adapter is compact and efficient.

- very quick and easy to install - apply between enlargement changer and binocular tube - without adjustment - ready
  - only 34,3 mm height, therefore only a slight increase in length of microscope body
  - only 300 grams in weight, therefore it does not affect movement of the microscope body
  - high quality optics ensures an excellent depth of focus and contrast as an measurement
  - fits to all endoscope connectors
  - can be adapted for use on competition microscopes (Zeiss / Leica)
- ➔ Order no. 101-890-000



**Product - Information**

**Kaps - SOM<sup>®</sup> handles**

For microscopes of the SOM<sup>®</sup> series are per application, different handles available.




**Microscope handlebar**  
fixed

➔ Order no. 102-177-000



**Sterilisation cover**  
suitable for 102-177-000

➔ Order no. 700-806



**T-handle**  
fixed

➔ Order no. 102-185-100



**gun-handle**  
fixed

➔ Order no. 102-184-000



**Ergonomic style handle**  
360° adjustable with disengage knob

➔ Order no. 102-179-000



**Ergonomic style handle**  
360° adjustable with disengage knob

➔ Order no. 102-180-000



**Sterile cover**  
for ergonomic style handle

➔ Order no. 700-826





## Product - Information



## Kaps LED upgrade

### Kaps LED Upgrade Kit for all microscopes of SOM<sup>®</sup>-series

Are you also tired of the everlasting lamp replacement and the associated costs?  
We can help with our LED retrofit kit\*:

- Up to 30 years, no change of the illumination element - LED lifetime approx. 50,000 hours
- Effortless and detailed work as with daylight-color temperature 5,600 K
- Adaptable to situation-adjustable light intensity for your particular claims
- Save energy with the high efficiency of LED-power consumption of only 50 W

➔ Order no 162-322-100 E

\* Some microscope equipment updating to LED lighting is possibly associated with a replacement of the swivel arm.  
Upgrade available for all cold light illumination microscopes from S/N: 6,000.





## Product - Information

### Kaps - ENT SOM<sup>®</sup> Examination Microscopes

Integrate your SOM<sup>®</sup> examination microscope in a treatment unit - to create a top-quality work environment that will provide many years of service.

Kaps provides solutions for all leading manufacturers of ENT treatment units. Here are some examples:





## Product - Information

### Kaps - ENT SOM<sup>®</sup> Examination Microscopes

Integrate your SOM<sup>®</sup> examination microscope in a treatment unit - to create a top-quality work environment that will provide many years of service. Kaps provides solutions for all leading manufacturers of ENT treatment units. Here are some examples:



In combination with a column the SOM<sup>®</sup> 22 Examination Microscope is also used for fixing to the treatment units of all leading ENT unit manufacturers. Together, these form a harmonious unit.

You can either order a column for Kaps examination microscopes as an extra item when you place your order, or you can order the microscope directly from the manufacturer of the unit.



## Product - Information



Full HD  
1080

## SENTECH HD Video Camera

### Compact High Definition Video Camera for findings documentation

Microscopes are always used when very small or difficult to access areas have to be visualized and interpreted. This is very stressful and exhausting for the human eye. Sometimes it is completely impossible without technical additives. In addition there is the wish of findings documentation so that the different facts can be analyzed later on or can be discussed with colleagues or other experts. The use of camera technic fulfills both criteria. It allows the pure observation as well as the documentation.

The high-resolution SENTECH HD video camera is packed full of useful features:

#### Electronic Specification

Image Sensor	1/2,33" 14 MP CMOS Sensor
HD Active Picture Elements	1920 (H) x 1080 (V)
Scanning System	Progressive
S/N Ratio	35 dB
Video Output	1920 (H) x 1080 (V) 60 / 50 Hz

#### Camera Functions

Exposure Control	Automatic
Gain Control	Automatic
White Balance	Automatic

#### Technical Data

Dimensions	40 (W) x 45 (H) x 41,1 (D) mm
Optical Filter	IR Cut Filter
Lens Mount	CS-Mount
Video Output	HDMI Connector

#### Environmental Specifications

Operational Temperature	0° bis 50°C
Storage Temperature	-30° bis 65°C
Standard Compliance	FCC Compliant
RoHS	RoHS Compliant

➔ Order no. 800-000-070



## Product - Information



Full HD  
1080

## Kaps HD Photo Adapter for SONY NEX-5/-6/-7 and Alpha 5000/6000

Discover the HD documentary with its unique variety of details

- Apochromatic optics latest generation, for brilliant and true color images and videos
- Highest resolution for current and future high-definition camera systems with APS-C-Format
- Ideally matched to camera and microscope-Full format without any annoying vignetting shading
- Compact overall height and minimum weight, no adverse effect on the work with the microscope
- Live full HD-video streaming in 1920 x 1080 p via HDMI
- Smooth connection of the camera to a PC-Documentation of the highest quality
- Adapter for connection to Zeiss microscopes is available (Order no 101-328-000)

➔ Order no 101-327-000





## Product - Information



Full HD  
1080

## Ikegami MKC-210 HD

### High Performance Single CMOS Medical Camera

- Full HDTV resolution (1920 x 1080)
- Smallest and lightest 1-Chip Full HDTV medical grade camera head in the world
- Automatic iris control
- Anti-biotic coating
- Recording board for recording and saving images on USB stick or SD card - surplus price
- 2 years warranty

#### ↻ Ikegami camera without Recording Board

Order no 101-808-000

#### ↻ Ikegami camera with Recording Board

Order no 101-807-000

#### Technical Data

Optics/Image Pickup Device	1/3-inch 2.2 megapixels CMOS
Horizontal Resolution	1,000 TV lines
Effective Pixels	1944(h) x 1092(V)
Aspect Ratio	16:9
Auto White Balance control	0-18 dB

#### Output signal

DVI (digital)	1920 x 1080i/p format
HD-SDI (digital)	2 x BNC
SDTV (analog composite)	1 x BNC, 1 x D-SUB
Y/C	1 x S-Video, 1 x D-SUB
SDTV (analog component)	1 x D-SUB (Y, PB, PR/RGB)
Codec	H.264 Streaming
Power	12 V DC
Power consumption	less than 12 W


#### Size/Weight

Camera head	W31 x H31 x D36 mm/less than 100 kg
Camera control unit	W170 x H58 x D200 mm/less than 1.1 kg
Cable length (camera head to CCU)	5 m (standard) + 10 m (extension)





## Product - Information



## Kaps TFT-display mount

### TFT-display mount for Kaps SOM 62 or mobile stand

With the Kaps TFT-display mount the user can be easily position the display for comfortable viewing or even move it out of the way when not in use.

- Ideal ergonomic comfort for the user
- Easy and simple mounting on SOM 62 or mobile stand
- Adjustable in height above the column, column length 400 mm
- Swing, tilt or turn the flat panel monitor for maximum efficiency
- VESA® Flat Display Mounting Interface (FDMI™) Standard compliant for easy monitor attachment (up to 22“)
- Including mounting-set and instruction

➔ order no 162-205-000



## Displays

### Neovo DR 22

This series is specially designed for dental settings. Its image optimization capability allows dentist to get across patient diagnosis and treatment data more effectively, and its appealing white exterior and NeoV™ Optical Glass attests to the **EN/IEC 60601-1-certified** display's excellence in form as well as in function.

- 22"-display
- LED-Backlit with a high 1920 x 1080 resolution
- NeoV™ Optical Glass & metal housing for excellent cleanability and protection
- AIP-Technology: PIP; integrated image-optimization
- Durable metal housing
- Inputs: Display Port, DVI, VGA, HDMI, S-Video, CVBS (BNC x 2)
- built-in speaker (2W x 2)
- Response time: 5 ms
- Illuminator mode for easy X-ray film viewing
- DC 24V medical-grade power adaptor allows longer distance connection
- Compliant with EN60601-1 and IEC60601-1 medical certification
- EU Energy Efficiency Classes: A

➡ order no 800-000-022



### Neovo X-22Ew

Featuring new adjustable gamma and black level settings to bring you the ideal images regardless of signal quality, the X-22Ew is a durable 22" display designed for professional and public environments.

- 22"-display
- LED-backlit technology with high 1920 x 1080 resolution
- NeoV™ Optical Glass
- AIP Technology: PIP and PBP functions; Noise Reduction
- Black Level alignment
- Versatile inputs: VGA, DVI, HDMI, DisplayPort, Audio-In
- built-in speakers (2W x 2)
- Durable metal housing

➡ order no 800-000-021







## Pistole-Handle

Fixed

Item number: 102-184-000 Delivery: approx. 3-5 days

---

### Description

**Manufacturer:** Karl Kaps

**Warranty:** 2 years full warranty

Available for all Kaps SOM-Series microscopes



## Ergonomic Handle

360° adjustable in steps

Item number: 102-180-000 Delivery: approx. 3-5 days

---

### Description

**Manufacturer:** Karl Kaps

**Warranty:** 2 years full warranty

Available for all Kaps SOM-Series microscopes



## Roller without brake (Ø65)

For SOM 52, KP 3000 and ViCo video colposcope

Item number: 700-008 Delivery: approx. 3-5 days

---

### Description

Housing material: Plastic

Warranty: 2 years full warranty



## Roller with brake

For mobile stand H-Style and star base (SOM 62)

Item number: 711-361 Delivery: approx. 3-5 days

---

### Description

Housing material: Plastic

Warranty: 2 years full warranty

Available for Kaps SOM 62 microscopes from November 2011 on



## Main switch

### On / Off Switch

Item number: 700-244 Delivery: approx. 3-5 days

---

## Description

Housing material: Plastic

Color: black

Warranty: 2 years full warranty



## Roller with brake (Ø65)

### For SOM 52 and KP 3000 and ViCo video colposcope

Item number: 700-005 Delivery: approx. 3-5 days

---

## Description

Housing material: Plastic

Warranty: 2 years full warranty



## Lamp holder complete

For halogen lamp 12V / 100W

Item number: 101-146-100 Delivery: approx. 3-5 days

---

### Description

**Manufacturer:** Karl Kaps

**Warranty:** 2 years full warranty

Compatible with halogen lamp 12V / 100W (Item-Nr. 700-500)



## Heat protection filter

Item number: 700-120 Delivery: approx. 3-5 days

---

### Description

**Warranty:** 2 years full warranty



## Knurled screw for eyepiece

Item number: 101-430-015 Delivery: approx. 3-5 days

---



### Description

**Manufacturer:** Karl Kaps

---

**Housing material:** Plastic

---

**Color:** black

---

**Warranty:** 2 years full warranty



## Eyecup

Item number: 101-734-000 Delivery: approx. 3-5 days

---



### Description

**Manufacturer:** Karl Kaps

---

**Housing material:** Plastic

---

**Color:** black



## Cold light cable (L = 760 mm)

L = 760 mm

Item number: 101-250-000 Delivery: approx. 3-5 days

---

### Description

**Color:** grey

---

**Warranty:** 2 years full warranty

---

For Kaps SLM 1/2 and KP 3000

---

Incl. kink protection

---

∅ = 6,80mm



## Cold light cable (L = 1400 mm)

L = 1400 mm

Item number: 104-252-000 Delivery: approx. 3-5 days

---

### Description

**Color:** grey

---

**Warranty:** 2 years full warranty

---

For Kaps SOM 42/52/62 microscopes

---

Incl. kink protection

---

∅ = 6,80mm



## Cold light cable (L = 1600 mm)

L = 1600 mm

Item number: 104-250-000 Delivery: approx. 3-5 days

---

### Description

Color: black

For Kaps SOM 22/32/62 microscopes

---

Incl. kink protection

---

∅ = 6,80mm



## Cold light cable (L = 1800 mm)

L = 1800 mm

Item number: 102-252-000 Delivery: approx. 3-5 days

---

### Description

Color: grey

Warranty: 2 years full warranty

For Kaps SOM 22/32/62 microscopes

---

Heat-resistant up to 500° C, incl. kink protection





## High Performance Light Cable (L = 1500 m)

L = 1500 mm

Item number: 103-254-000

---

### Description

Color: grey

Warranty: 2 years full warranty

For LED illuminated units



## Cold light cable (L = 2100 mm)

L = 2100 mm

Item number: 112-250-000

---

### Description

Color: grey

Warranty: 2 years full warranty

For Kaps SOM 12/32 microscopes

Heat-resistant up to 500° C, incl. kink protection



## High Performance Light Cable (L = 1800 m

L = 1800 mm

Item number: 103-253-000

---

### Description

**Color:** grey

---

**Warranty:** 2 years full warranty

For LED illuminated units



## Wide Field Eyepiece WF 10 x V

Adjustable for spectacle wearer

Item number: 101-530-000

---

### Description

**Manufacturer:** Karl Kaps

---

**Housing material:** Aluminum

---

**Color:** black

---

**Warranty:** 2 years full warranty

Available for all SOM-Series microscopes

---

10x magnification

---

Diopter compensation +/-5



## Wide Field Eyepiece WF 12,5 x V

Adjustable for spectacle wearer

Item number: 101-540-000 Delivery: approx. 3-5 days

### Description

**Manufacturer:** Karl Kaps

**Housing material:** Aluminum

**Color:** black

**Warranty:** 2 years full warranty

Available for all SOM-Series microscopes

12,5x magnification

Diopter compensation +/-5



## Wide Field Eyepiece WF 20 x V

Adjustable for spectacle wearer

Item number: 101-560-000

### Description

**Manufacturer:** Karl Kaps

**Housing material:** Aluminum

**Color:** black

**Warranty:** 2 years full warranty

Available for all SOM-Series microscopes

20x magnification

Diopter compensation +/-5



## Objective f=100 mm

Item number: 101-610-000

---



### Description

**Manufacturer:** Karl Kaps

**Housing material:** Aluminum

**Color:** black

**Warranty:** 2 years full warranty

Available for all Kaps Microscope Series

Working distance 100mm



## Objective f=150 mm

Item number: 101-620-000

---



### Description

**Manufacturer:** Karl Kaps

**Housing material:** Aluminum

**Color:** black

**Warranty:** 2 years full warranty

Objective f=150 mm for Iris Microscope

Working distance 150mm



## Objective f=175 mm

Item number: 101-680-000 Delivery: approx. 3-5 days

---

### Description

**Manufacturer:** Karl Kaps

**Housing material:** Aluminum

**Color:** black

**Warranty:** 2 years full warranty

Available for all Kaps Microscope Series

Working distance 175mm



## Objective f=200 mm

Item number: 101-630-000 Delivery: approx. 3-5 days

---

### Description

**Manufacturer:** Karl Kaps

**Housing material:** Aluminum

**Color:** black

**Warranty:** 2 years full warranty

Available for all Kaps Microscope Series

Working distance 200mm



## Objective f=250 mm

Item number: 101-640-000

---



### Description

**Manufacturer:** Karl Kaps

**Housing material:** Aluminum

**Color:** black

**Warranty:** 2 years full warranty

Available for all Kaps Microscope Series

Working distance 250mm



## Objective f=200 mm APO

Item number: 101-634-000

---

### Description

**Manufacturer:** Karl Kaps

**Housing material:** Aluminum

**Color:** black

**Warranty:** 2 years full warranty

Available for all Kaps Microscop Series

Working distance 200mm



## Objective f=300 mm

Item number: 101-660-000

---



### Description

**Manufacturer:** Karl Kaps

**Housing material:** Aluminum

**Color:** black

**Warranty:** 2 years full warranty

Available for all Kaps Microscope Series

Working distance 300mm



## Objective f=350 mm

Item number: 101-690-000

---



### Description

**Manufacturer:** Karl Kaps

**Housing material:** Aluminum

**Color:** black

**Warranty:** 2 years full warranty

Available for all Kaps Microscope Series

Working distance 350mm





## Objective f=400 mm

Item number: 101-670-000

---



### Description

**Manufacturer:** Karl Kaps

---

**Housing material:** Aluminum

---

**Color:** black

---

**Warranty:** 2 years full warranty

---

Available for all Kaps Microscope Series

---

Working distance 400mm

Алматы (7273)495-231  
Ангарск (3955)60-70-56  
Архангельск (8182)63-90-72  
Астрахань (8512)99-46-04  
Барнаул (3852)73-04-60  
Белгород (4722)40-23-64  
Благовещенск (4162)22-76-07  
Брянск (4832)59-03-52  
Владивосток (423)249-28-31  
Владикавказ (8672)28-90-48  
Владимир (4922)49-43-18  
Волгоград (844)278-03-48  
Вологда (8172)26-41-59  
Воронеж (473)204-51-73  
Екатеринбург (343)384-55-89

Иваново (4932)77-34-06  
Ижевск (3412)26-03-58  
Иркутск (395)279-98-46  
Казань (843)206-01-48  
Калининград (4012)72-03-81  
Калуга (4842)92-23-67  
Кемерово (3842)65-04-62  
Киров (8332)68-02-04  
Коломна (4966)23-41-49  
Кострома (4942)77-07-48  
Краснодар (861)203-40-90  
Красноярск (391)204-63-61  
Курск (4712)77-13-04  
Курган (3522)50-90-47  
Липецк (4742)52-20-81

Магнитогорск (3519)55-03-13  
Москва (495)268-04-70  
Мурманск (8152)59-64-93  
Набережные Челны (8552)20-53-41  
Нижний Новгород (831)429-08-12  
Новокузнецк (3843)20-46-81  
Ноябрьск (3496)41-32-12  
Новосибирск (383)227-86-73  
Омск (3812)21-46-40  
Орел (4862)44-53-42  
Оренбург (3532)37-68-04  
Пенза (8412)22-31-16  
Петрозаводск (8142)55-98-37  
Псков (8112)59-10-37

Пермь (342)205-81-47  
Ростов-на-Дону (863)308-18-15  
Рязань (4912)46-61-64  
Самара (846)206-03-16  
Саранск (8342)22-96-24  
Санкт-Петербург (812)309-46-40  
Саратов (845)249-38-78  
Севастополь (8692)22-31-93  
Симферополь (3652)67-13-56  
Смоленск (4812)29-41-54  
Сочи (862)225-72-31  
Ставрополь (8652)20-65-13  
Сургут (3462)77-98-35  
Сыктывкар (8212)25-95-17  
Тамбов (4752)50-40-97

Тверь (4822)63-31-35  
Тольятти (8482)63-91-07  
Томск (3822)98-41-53  
Тула (4872)33-79-87  
Тюмень (3452)66-21-18  
Ульяновск (8422)24-23-59  
Улан-Удэ (3012)59-97-51  
Уфа (347)229-48-12  
Хабаровск (4212)92-98-04  
Чебоксары (8352)28-53-07  
Челябинск (351)202-03-61  
Череповец (8202)49-02-64  
Чита (3022)38-34-83  
Якутск (4112)23-90-97  
Ярославль (4852)69-52-93

Россия +7(495)268-04-70

Казахстан +7(7172)727-132

Киргизия +996(312)96-26-47

[www.karlkaps.nt-rt.ru](http://www.karlkaps.nt-rt.ru) | | [ksj@nt-rt.ru](mailto:ksj@nt-rt.ru)